

# Driving Recommendations – Sully Station Pool



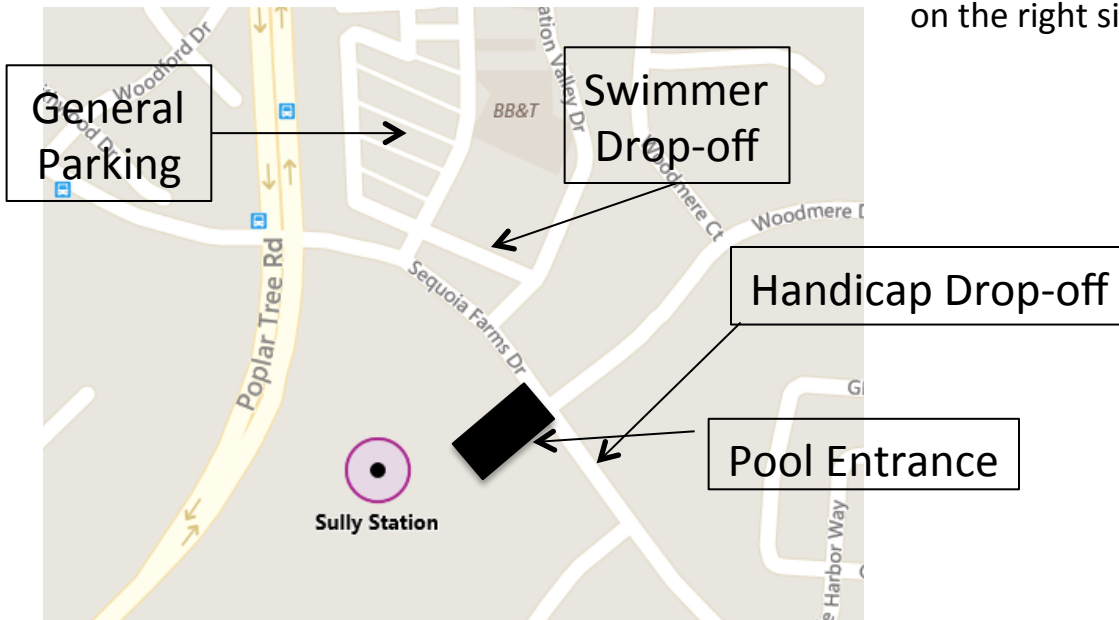
There are really only two ways to get to Sully Station Pool:

- 1. From Route 28 take Westfields Blvd west; go through the traffic light at Stonecroft then take your first left onto Sequoia

Farms Drive. The pool is on your right about 100 yards from after you turn onto Sequoia Farms Drive but the swimmer dropoff and regular parking is on the left before you get to Pool entrance.

- 2. Coming from Braddock Road turn north onto Poplar Tree Road and at the traffic light turn right onto Sequoia Farms Drive.

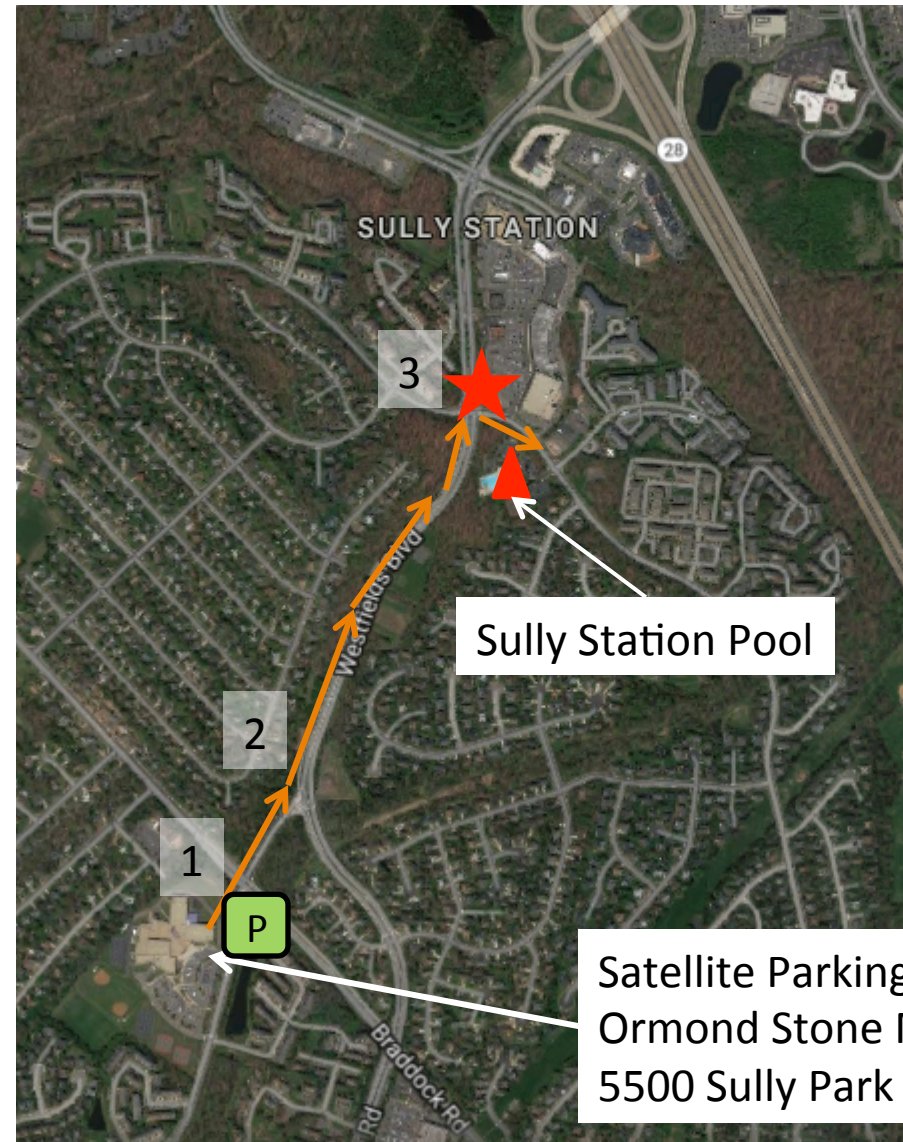
- 3. Handicap parking drop-off is just past the pool entrance on the right side of the road.



# Walking Directions from Satellite Parking

*If Needed*

1. Take a left out of Stone Middle School parking lot onto Sully Park Rd. (stay on left side of road) and Cross Braddock Road
2. When you reach Westfields Blvd, turn left and stay on left side of road
3. Walk down left side of Westfields Blvd until you reach Sully Station Road/Sequoia Farms Road and take right onto Sequoia Farms Road (police officer directing traffic)



Satellite Parking at  
Ormond Stone Middle School  
5500 Sully Park Dr., Centreville, VA 20120


Police Officer 




# NVSL All-Stars 2017: Sully Station



- Swimmer dropoff across the street minimizes traffic by pool
- No parking along Sequoia Farms Dr. in front of pool

 Swimmer Drop-Off (Traffic)

Police Officer 

 Pedestrian Pathways Keep Open (No Standing)

# NVSL All-Stars 2017: Sully Station

■ Small Bleacher  
■ L Large Bleacher

→ Swimmers Before Race  
→ Swimmers After Race

