



Parklawn



Piranhas

Long Branch  
Dolphins




# DIVISION 15

## 2006 Individual Championships

BRANDYWINE BARRACUDAS  
HOLMES RUN HURRICANES  
LONG BRANCH DOLPHINS  
PARKLAWN PIRANHAS  
VILLAGE WEST VIKINGS  
VIRGINIA HILLS TIDAL WAVE



Holmes Run  
Hurricanes



## EVENT 29 15-18 BOYS - BREAST - 50 M 33.52

HEAT 1			Time	PL
Erik West	PL	43.93	44.74	12
Jack Owen	LBR	42.25	41.43	9
Jacob Rogers	VH	37.69	37.19	4
Justin Park	VH	39.35	39.25	8
Joey Montgomery	PL	43.44	42.53	10
Matt Greene	V	44.22	44.10	11
HEAT 2			Time	PL
Zack Griendling	B	37.24	37.23	5
Russell Quandt	HRA	36.99	38.14	6
Peter Slattery	LBR	34.00	34.01	1
Matthew DeMarr	V	35.37	35.05	2
Adam Sitts	B	37.19	36.98	3
Edward Breitner	HRA	37.65	38.92	7

## EVENT 31 8 AND U BOYS - FLY - 25 M 21.22

HEAT 1			Time	PL
Brent Nachison	V	41.93	36.80	8
Andrew Susa	V	38.25	38.19	12
Joseph Kriebel	V	32.40	36.91	9
Luc Surette	HRA	32.60	30.23	5
Andrew Jurkowski	VH	39.29	37.97	11
Joey Murphy	HRA	45.20	36.94	10
HEAT 2			Time	PL
Mark Owen	LBR	28.95	30.22	4
Matthew Kemper	VH	27.13	29.87	3
Bryan Febbo	LBR	22.91	23.38	1
Michael Quinn	V	25.30	27.94	2
Hunter Hartung	LBR	28.40	35.06	7
Elliott Carter	VH	30.69	32.08	6

## EVENT 33 9-10 BOYS - FLY - 25 M 18.50

HEAT 1			Time	PL
Peter Suthard	VH	37.91	35.62	11
Beau Quandt	HRA	24.99	25.99	10
Mark Pemberton	HRA	23.74	23.29	6
Jacob Woodward	LBR	24.44	24.43	8
Jack Miller	B	25.21	24.54	9
John-Louis Michaud	VH	38.42	38.02	12
HEAT 2			Time	PL
Robert D'Amato	V	22.63	21.30	3
Timothy Hogan	PL	21.64	21.58	4
James Chung	B	18.09	19.30	1
Jake Rodgers	V	19.26	19.56	2
Jacob Peyser	LBR	22.52	22.95	5
Cameron Pasha	PL	23.61	23.63	7

## EVENT 35 11-12 BOYS - FLY - 50 M 36.68

HEAT 1			Time	PL
Andy Shin	B	54.27	56.05	11
Caelan Pennie	VH	51.77	51.26	9
Max Barrett	PL	48.56	46.83	4
Patrick Gill	LBR	50.86	49.40	7
David Kriebel	V	52.14	54.07	10
Steven Schrade	LBR	56.00	56.84	12
HEAT 2			Time	PL
Michael Muskett	V	46.46	50.39	8
Ben Burruss	B	43.80	48.11	5
Jesse Kane	HRA	36.25	35.85	1
Diego Olivieri	PL	42.18	42.87	2
Alex Pennie	VH	45.15	46.46	3
Erik Vasquez	HRA	47.91	49.26	6

## EVENT 30 15-18 GIRLS - BREAST - 50 M 37.86

HEAT 1			Time	PL	
Alex Woodward	ELLEN KOWER	LBR	48.88	52.93	11
Claire Hoppel		PL	46.34	47.68	9
Machi T. Shields		V	45.75	46.15	8
Anne Michaelson		HRA	45.87	45.03	7
Amanda Yannopoulos		HRA	48.59	50.09	10
Cassie Tabarini		VH	52.04	53.66	12
HEAT 2			Time	PL	
Alison Brody		VH	44.28	44.52	6
MaryEllen Spooner		V	43.05	44.14	4
Jen Davis		B	39.18	39.04	1
Maxine Battis		PL	42.06	41.47	2
Lisa Niel		LBR	43.84	44.33	5
Alyssa Welch		PL	44.83	43.95	3

## EVENT 32 8 AND U GIRLS - FLY - 25 M 21.95

HEAT 1			Time	PL
Hannah Hale	LBR	NT	35.39	12
Michelle Montgomery	PL	43.47	28.05	5
Madigan McClary	V	36.00	39.11	8
Megan McNutt	VH	43.04	42.82	9
Genevieve Kane	HRA	NT	27.16	3
Thuy-Vi Nguyen	LBR	NT	35.93	12
HEAT 2			Time	PL
Katie Kolo	VH	32.81	33.08	7
Mary Ellen Gill	B	26.33	27.56	4
Julie Chung	B	22.22	21.88	1
Julia Wickard	B	23.54	22.19	2
Marlene Howe	HRA	32.39	29.28	12
Kennedy Gayle	VH	33.82	31.97	6

## EVENT 34 9-10 GIRLS - FLY - 25 M 18.09

HEAT 1			Time	PL
Bailey Bishop	B	29.27	31.02	11
Lauren Rader	V	25.85	26.67	9
Courtney Hale	LBR	25.40	22.58	5
Laura Daugherty	V	25.47	24.78	7
Tricia Liller	PL	27.26	23.34	6
Rebecca Schless	VH	36.11	36.92	12
HEAT 2			Time	PL
Bailey Senyitko	HRA	23.05	25.42	8
Emma Slattery	LBR	19.97	18.87	2
Brenna Surette	HRA	17.24	18.06	1
Hayley Snell	PL	19.49	19.28	3
Julia Pursell	B	20.48	21.29	4
Anna Jurkowski	VH	23.93	27.72	10

## EVENT 36 11-12 GIRLS - FLY - 50 M 35.70

HEAT 1			Time	PL	
Kamilia Moalem	VH	55.83	52.52	11	
Jordan Orlow	LBR	54.50	50.81	8	
Rachel Hawkins	B	46.57	45.24	6	
Sarah Littlefield	PL	52.18	51.63	10	
Madeline Pursell	ALLISON PLUMMER	B	55.74	51.37	9
Carrie Murphy	HRA	58.91	59.70	12	
HEAT 2			Time	PL	
Maggie Abramidis	B	42.39	42.95	4	
Lindsey Rodgers	V	41.18	41.49	3	
Emily D'Amato	V	37.13	36.85	1	
Marla Surette	HRA	37.85	37.86	2	
Laura Troyano	LBR	41.38	44.26	5	
Abby Walker	HRA	43.26	46.68	7	

EVENT 37 13-14 BOYS - FLY - 50 M 30.91

EVENT 38 13-14 GIRLS - FLY - 50 M 33.34

HEAT 1			Time	PL
1.Peter Coffey	VH	57.19	51.89	9
2.Alex Noel	VH	47.18	N/S	-
3.Davis Mayberry	LBR	43.65	44.53	8
4.Tommy Troyano	LBR	45.89	43.22	7
5.Jamie Fountain	PL	48.97	52.54	10
6.N/S			N/S	-
HEAT 2			Time	PL
1.Matthew Klima	PL	39.91	40.93	5
2.Kenny Dudgeon	B	35.59	38.21	4
3.Wesley Jones	V	32.32	33.88	1
4.Sam Surette	HRA	34.35	34.67	2
5.William Daugherty	V	38.33	37.25	3
6.David Dudgeon	B	42.94	41.34	6

HEAT 1			Time	PL
1.Tam Slobodin	VH	1:01.19	46.45	9
2.Skye Carter	VH	47.46	51.63	12
3.Catie Rutledge	B	44.16	41.55	6
4.Ashley Self	VH	44.76	42.71	8
5.Julia Bianchetta	B	51.82	51.09	11
6.Chelsea Hicks	VH	1:02.73	51.06	10
HEAT 2			Time	PL
1.Laura Kane	HRA	38.86	38.92	4
2.Christie Kriebel	V	37.71	38.93	5
3.Evalyn Holman	LBR	35.78	34.83	1
4.Kaye Lee Thomas	VH	37.63	35.17	2
5.Chelsea Kaye	HRA	38.04	38.39	3
6.Katie Kinzel	V	43.71	42.18	7

EVENT 39 15-18 BOYS - FLY - 50 M 28.46

EVENT 40 15-18 GIRLS - FLY - 50 M 31.85

HEAT 1			Time	PL
1.Michael Davis	B	36.23	36.20	11
2.Paul Gearing	LBR	33.50	33.73	7
3.Jack Dunn	B	32.81	34.74	10
4.Kenneth Gartner	VH	33.13	33.73	7
5.John Paul Miller	HRA	33.59	33.99	9
6.Andy Fernandez	HRA	36.51	36.89	12
HEAT 2			Time	PL
1.Nicholas Lynn	V	31.23	30.92	5
2.Miguel Puentes	PL	30.37	30.50	3
3.Daniel Rogers	VH	26.76	26.91	1
4.Brian Berglund	V	29.87	29.43	2
5.Michael Quigley	LBR	30.59	30.52	4
6.Francisco Puentes	PL	32.09	31.41	6

HEAT 1			Time	PL
1.Emily Conron	VH	46.39	42.48	8
2.Grace McMurry	PL	44.63	N/S	-
3.Ashley Pettrie	PL	41.02	39.94	6
4.Emily Aycock	VH	43.07	44.31	9
5.Rebecca Keegan	VH	46.06	47.99	11
6.Crystal Noel	VH	47.80	47.44	10
HEAT 2			Time	PL
1.Nicole Woodward	LBR	38.50	38.26	5
2.Kaitlin Sommer	HRA	37.09	36.44	2
3.Quinn De La Concepcion	PL	35.77	35.46	1
4.Anne Michaelsen	HRA	36.99	37.09	3
5.Lisa Lockerby	LBR	37.92	37.72	4
6.Emily Spinelli	V	40.37	40.89	7

EVENT 41 10 AND UNDER BOYS - IM - 100 M 1:36.11

EVENT 42 10 AND UNDER GIRLS - IM - 100 M 1:33.95

HEAT 1			Time	PL
1.Adam Azzam	VH	2:39.50	2:36.08	10
2.Garrett Stoll	LBR	2:20.21	2:13.04	8
3.Phillip Case	B	2:13.34	2:00.34	6
4.Mark Pemberton	HRA	2:19.09	2:10.70	7
5.Mark Owen	LBR	2:28.89	2:31.14	9
6.Jakob Palmer	LBR	2:56.22	3:08.39	10
HEAT 2			Time	PL
1.Travis Swann	PL	2:03.46	1:56.89	4
2.Matthew Wikoff	VH	1:48.56	1:54.35	3
3.James Chung	B	1:33.36	1:33.97	1
4.Gary Fernandez	HRA	1:46.40	1:44.50	2
5.Tristan Lau	B	2:01.22	1:58.27	5
6.Carl Smearman	PL	2:09.25	2:14.13	7

HEAT 1			Time	PL
1.Rebecca Schless	VH	3:07.81	3:22.56	12
2.Bailey Senyitko	HRA	2:24.03	2:16.67	10
3.Noelle Marie Gill	LBR	2:05.21	2:03.46	6
4.Courtney Hale	LBR	2:05.71	2:11.68	9
5.Brooke Fernandez	PL	2:25.60	2:19.34	11
6.Laura Daugherty	V	NT	2:10.48	8
HEAT 2			Time	PL
1.Rachel Murphy	HRA	1:55.41	1:57.53	5
2.Carly Klima	PL	1:46.19	1:46.62	4
3.Brenna Surette	HRA	1:33.35	1:35.84	1
4.Justina Whearty	B	1:44.25	1:44.86	2
5.Michelle Lynskey	HRA	1:47.14	1:46.46	3
6.Kaitlyn McNutt	VH	2:03.48	2:08.43	7

EVENT 43 11-12 BOYS - IM - 100 M 1:21.37

EVENT 44 11-12 GIRLS - IM - 100 M 1:22.11

HEAT 1			Time	PL
1.Jackson Kendall	HRA	2:03.32	2:00.59	11
2.Caelan Pennie	VH	1:50.47	1:53.88	9
3.Christian Keppler	B	1:46.01	1:43.38	6
4.Joey Pritchett	VH	1:47.02	1:46.19	7
5.Lincoln Kantner	V	1:53.96	1:54.34	10
6.Christian Burruss	B	NT	2:04.74	12
HEAT 2			Time	PL
1.Diego Olivieri	PL	1:41.27	1:37.86	4
2.Timothy Shields	V	1:33.72	1:35.25	3
3.Ryan McQuade	LBR	1:17.95	1:19.81	1
4.Lucas Jennings	PL	1:28.66	1:30.63	2
5.Mike Fernandez	HRA	1:39.33	1:40.62	5
6.Erik Risbergs	LBR	1:44.53	1:51.22	8

HEAT 1			Time	PL
1.Alana Harris	HRA	1:56.02	1:56.05	10
2.Jordan Orlow	LBR	1:50.25	1:50.78	10
3.Taylor Swann	PL	1:41.39	1:39.77	7
4.Emily Quinn	V	1:47.58	1:39.67	6
5.Lindsay Owen	LBR	1:52.89	1:55.16	9
6.Carrie Murphy	HRA	1:57.47	1:56.23	11
HEAT 2			Time	PL
1.Lauren May	PL	1:39.49	1:36.81	5
2.Laura Dunn	B	1:31.52	1:30.57	3
3.Clara Dombroski	HRA	1:22.52	1:23.78	1
4.Marla Surette	HRA	1:25.58	1:28.46	2
5.Amy Sitts	B	1:32.60	1:36.30	4
6.Rachel Hawkins	B	1:40.38	1:43.40	8

## EVENT 45 13-14 BOYS - IM - 100 M 1:11.30

HEAT 1		Time	PL
N/S		N/S	-
1. Phillip Pemberton	HRA 1:54.50	1:54.29	7
2. Evan Scott	VH 1:34.59	1:32.84	5
3. Sammy Azzam	VH 1:53.47	1:53.09	6
N/S		N/S	-
N/S		N/S	-
HEAT 2		Time	PL
N/S		N/S	-
1. Matthew Klima	PL 1:27.68	1:31.03	4
2. Ian Watt	VH 1:15.31	1:16.26	1
3. Alex Howe	HRA 1:26.78	1:23.03	2
4. Colin Dunn	B 1:28.04	1:26.15	3
N/S		N/S	-

## EVENT 47 15-18 BOYS - IM - 100 M 1:04.88

HEAT 1		Time	PL
1. Andy Fernandez	HRA 1:26.48	1:26.00	10
2. Kenneth Gartner	VH 1:23.20	1:25.83	9
3. Alex Miller	B 1:17.07	1:14.98	7
4. Justin Park	VH 1:21.71	1:21.13	8
5. Nicholas Spataro	VH 1:26.37	1:27.15	11
6. Joey Montgomery	PL 1:27.63	1:29.38	12
HEAT 2		Time	PL
1. Adam Sitts	B 1:13.32	1:12.84	4
2. Grant Pettrie	PL 1:09.53	1:09.12	3
3. Sebastien Vangelder	HRA 1:03.81	1:04.45	1
4. Peter Slattery	LBR 1:09.31	1:08.53	2
5. Jonathan Kriebel	V 1:13.03	1:13.41	5
6. Billy Coffey	V 1:14.76	1:14.18	6

## EVENT 1 8 AND U BOYS - FREE - 25 M 18.04

HEAT 1		Time	PL
1. Andrew Noecker	B 27.43	25.46	11
2. Torin Shanahan	B 25.59	25.52	12
3. Nathan Youmans	PL 22.21	23.63	8
4. Mark Guillot	HRA 24.27	24.59	9
5. Elliott Carter	VH 26.01	23.62	7
6. Ben Slobodin	VH 32.50	25.05	10
HEAT 2		Time	PL
1. Matthew Milburn	HRA 20.32	20.78	6
2. Nick Roberts	LBR 19.37	19.69	3
3. Thomas Susa	V 18.29	17.62	1
4. Bryan Febbo	LBR 18.72	19.18	2
5. Michael Quinn	V 19.94	20.01	5
6. Jamie Pasha	PL 21.74	20.00	4

## EVENT 3 9-10 BOYS - FREE - 50 M 36.65

HEAT 1		Time	PL
1. Matt Quandt	HRA 51.21	53.66	11
2. Jack Miller	B 45.11	43.14	6
3. Robert D'Amato	V 43.34	46.01	9
4. Travis Swann	PL 44.93	45.12	8
5. Beau Quandt	HRA 45.57	49.55	10
6. John-Louis Michaud	VH 1:03.79	1:07.88	12
HEAT 2		Time	PL
1. Ryan Wade	LBR 40.31	39.08	3
2. Jake Rodgers	V 38.02	39.56	4
3. Aaron Wickard	B 36.28	35.99	1
4. David Roden	LBR 37.50	36.34	2
5. Timothy Hogan	PL 39.46	40.62	5
6. Matthew Wikoff	VH 42.25	44.70	7

## EVENT 46 13-14 GIRLS - IM - 100 M 1:18.34

HEAT 1		Time	PL
1. N/S		N/S	-
2. Skye Carter	VH NT	1:55.92	6
3. Chelsea Hicks	VH 2:07.90	2:03.91	DQ
4. Kathleen Bradshaw	V NT	1:46.18	4
5. N/S		N/S	-
6. N/S		N/S	-
HEAT 2		Time	PL
1. N/S		N/S	-
2. Ashley Muskett	V 1:40.56	1:39.43	3
3. Courtney Owen	LBR 1:32.93	1:34.23	1
4. Shannon Schwalm	B 1:36.11	1:37.94	2
5. Cara Yaworske	VH 1:48.94	1:49.56	5
6. N/S		N/S	-

## EVENT 48 15-18 GIRLS - IM - 100 M 1:13.41

HEAT 1		Time	PL
1. Kelly Geren	VH 1:47.25	N/S	-
2. Cassie Tabarini	VH 1:45.03	1:52.02	11
3. Marissa Watt	VH 1:36.85	1:33.81	7
4. Rebecca Keegan	VH 1:43.87	1:44.93	8
5. Emily Aycock	VH 1:46.46	1:45.32	9
6. Ellen Koner	LBR NT	1:47.12	10
HEAT 2		Time	PL
1. Alyssa Welch	PL 1:33.63	1:30.81	5
2. Maxine Battis	PL 1:23.97	1:21.36	3
3. Mandy Smith	HRA 1:18.85	1:18.93	1
4. Jen Davis	B 1:20.38	1:21.03	2
5. Irene Howe	HRA 1:27.66	1:26.99	4
6. Stacey Marin	PL 1:33.68	1:31.27	6

## EVENT 2 8 AND U GIRLS - FREE - 25 M 18.89

HEAT 1		Time	PL
1. Lillian Michaud	VH 25.82	24.88	12
2. Christine Diamond	V 24.15	22.43	8
3. Athena Jennings	PL 22.25	22.02	7
4. Melissa Febbo	LBR 23.75	21.83	6
5. Katie Wiggins	LBR 24.44	24.61	11
6. Lyda Barrera	PL 26.35	24.16	10
HEAT 2		Time	PL
1. Maria Kane	HRA 21.31	21.61	5
2. Julie Chung	B 19.40	19.03	3
3. Emily Reba	V 17.83	18.08	2
4. Sandy Kendall	HRA 17.97	17.96	1
5. Julia Wickard	B 19.75	19.56	4
6. Natalie Jurkowski	VH 21.68	23.24	9

## EVENT 4 9-10 GIRLS - FREE - 50 M 36.76

HEAT 1		Time	PL
1. Hannah LeFors	B 51.81	48.12	9
2. Nina Cotto	VH 46.82	49.03	10
3. Sara Febbo	LBR 45.71	45.87	8
4. Madison Browning	LBR 46.38	50.06	11
5. Ashley Diamond	V 47.22	44.95	7
6. Bailey Bishop	B 55.59	1:09.89	12
HEAT 2		Time	PL
1. Candace Park	VH 40.72	40.01	4
2. Amanda Milburn	HRA 40.05	38.93	2
3. Amy Berglund	V 34.75	35.17	1
4. Molly Kane	HRA 38.37	39.16	3
5. Carly Klima	PL 40.08	43.27	6
6. Tricia Liller	PL 43.45	43.15	5

## EVENT 5 11-12 BOYS - FREE - 50 M 31.76

HEAT 1			Time	PL
1. Carl Shumate	PL	40.65	40.18	10
2. Owen Mulvey-McFerron	B	40.37	39.83	9
3. Michael Wikoff	VH	37.34	38.97	7
4. Ben Burruss	B	38.81	39.13	8
5. Patrick Whitehouse	V	40.57	41.20	11
5. Josh Dorton	PL	41.88	41.69	12
HEAT 2			Time	PL
1. Ryan Davenport	HRA	36.19	37.21	5
2. Mike Fernandez	HRA	34.11	35.11	3
3. Ryan McQuade	LBR	30.38	30.23	1
4. Thomas Kemper	VH	33.48	33.28	2
5. Michael Muskett	V	35.50	37.92	6
5. Connor Wade	LBR	36.37	36.43	4

## EVENT 7 13-14 BOYS - FREE - 50 M 28.06

HEAT 1			Time	PL
1. Kenny Dudgeon	B	34.87	33.95	6
2. Davis Mayberry	LBR	34.15	35.06	10
3. Austin Backus	V	33.83	35.27	11
4. Mitchell Youmans	PL	33.96	34.02	7
5. Luke Savoca	HRA	34.43	32.98	4
5. Phillip Pemberton	HRA	43.59	42.34	12
HEAT 2			Time	PL
1. Evan Scott	VH	33.22	34.68	9
2. Kevin Pelstring	B	30.94	32.59	3
3. Ian Watt	VH	28.11	27.75	1
4. Michael Bradshaw	V	29.83	29.98	2
5. Jake Jedlicka	LBR	31.91	33.11	5
6. Michael Hogan	PL	33.37	34.25	8

## EVENT 9 15-18 BOYS - FREE - 50 M 25.71

HEAT 1			Time	PL
1. Peter Gillis	HRA	30.06	31.27	11
2. Ryan Logue	VH	29.77	29.60	9
3. Matthew DeMarr	V	29.16	28.92	6
4. Wesley Webb	LBR	29.42	29.23	8
5. Matt Greene	V	29.82	29.83	10
6. Michael Davis	N/S B	32.37	N/S	-
HEAT 2			Time	PL
1. Russell Quandt	HRA	27.83	29.18	7
2. Nicholas Lynn	V	26.96	27.21	3
3. Daniel Rogers	VH	25.21	25.42	1
4. Miguel Puentes	PL	26.57	26.18	2
5. Jonathan Kriebel	V	27.64	27.66	4
6. Francisco Puentes	PL	28.19	28.60	5

## EVENT 11 8 AND U BOYS - BACK - 25 M 22.72

HEAT 1			Time	PL
1. Christopher Wikoff	VH	39.19	36.14	11
2. Andrew Noecker	B	30.88	31.57	9
3. Francisco LeFors	B	30.33	30.84	8
4. Joseph Kriebel	V	30.62	28.50	5
5. Peter Shumate	PL	33.13	34.84	10
6. Andrew Jurkowski	VH	39.96	40.82	12
HEAT 2			Time	PL
1. Nathan Youmans	PL	28.26	29.78	7
2. Lake Stiles	V	27.53	26.28	2
3. Christopher Margraf	LBR	24.61	23.93	1
4. Nick Roberts	LBR	26.36	26.87	3
5. Luc Surette	HRA	27.95	27.21	4
6. Matthew Milburn	HRA	29.19	29.20	6

## EVENT 6 11-12 GIRLS - FREE - 50 M 32.00

HEAT 1			Time	PL
1. Jennifer Schless	VH	41.81	43.84	12
2. Anna DeMarr	V	39.28	39.84	8
3. Maggie Abramidis	B	38.63	38.06	4
4. Christina d'Alelio	LBR	38.86	39.70	7
5. Sarah Littlefield	PL	40.04	40.05	9
6. Olivia America	Kaisa Hickman VH B	55.51	40.13	10
HEAT 2			Time	PL
1. Rebecca Febbo	LBR	37.58	38.08	5
2. Addison Kane	HRA	35.02	36.03	3
3. Emily D'Amato	V	34.10	33.81	1
4. Amy Sitts	B	34.73	35.77	2
5. Shelley Kendall	HRA	37.52	38.27	6
6. Carla Noboa	PL	38.58	41.20	11

## EVENT 8 13-14 GIRLS - FREE - 50 M 30.27

HEAT 1			Time	PL
1. Andrea Walker	HRA	38.42	38.75	11
2. Emily Fleisher	VH	37.63	38.18	10
3. Larissa Calhoun	LBR	36.19	35.77	6
4. Ashley Self	VH	37.43	37.63	9
5. Christine Dean	PL	37.93	36.95	8
6. Katie Abramidis	B	39.19	39.98	12
HEAT 2			Time	PL
1. Laura Kane	HRA	35.01	35.86	7
2. Arianna Kelly	PL	34.24	34.12	2
3. Christie Kriebel	V	32.25	33.36	1
4. Evalyn Holman	LBR	33.77	34.18	4
5. Colleen Whitehouse	V	34.95	34.14	3
6. Katie Plummer	B	35.70	34.57	5

## EVENT 10 15-18 GIRLS - FREE - 50 M 29.09

HEAT 1			Time	PL
1. Alison Brody	VH	37.60	36.70	9
2. Claire Hoppel	PL	36.87	N/S	-
3. Sarah Kane	HRA	35.47	34.12	6
4. Lisa Niel	LBR	36.07	35.75	8
5. Machi T. Shields	V	37.36	37.08	10
6. Crystal Noel	VH	38.44	37.99	11
HEAT 2			Time	PL
1. Emily Spinelli	V	33.98	34.09	5
2. Megan Howard	HRA	31.57	32.16	3
3. Quinn De La Concepcion	PL	30.75	31.88	2
4. Mandy Smith	HRA	31.30	31.09	1
5. Nicole Woodward	LBR	33.94	33.99	4
6. Stacey Marin	PL	34.23	34.43	7

## EVENT 12 8 AND U GIRLS - BACK - 25 M 23.13

HEAT 1			Time	PL
1. Emily Wiggins	LBR	33.22	34.96	11
2. Eilise Bradshaw	V	29.72	30.92	9
3. Emily Dunn	B	26.01	26.41	6
4. Melissa Febbo	LBR	28.81	28.42	7
5. Kennedy Gayle	VH	32.37	32.53	10
6. Anna Shumate	PL	33.69	38.04	12
HEAT 2			Time	PL
1. Natalie Jurkowski	VH	25.05	28.77	8
2. Emily Reba	V	23.52	24.01	3
3. Eliza Haverstock	B	23.25	23.19	1
4. Sandy Kendall	HRA	23.42	23.78	2
5. Marlene Howe	HRA	24.18	24.41	4
6. Athena Jennings	PL	25.34	25.44	5

## EVENT 13 9-10 BOYS - BACK - 50 M 42.38

HEAT 1		Time	PL
Josiah Stark	V 1:15.05	1:20.67	12
Ethan Lyon	VH 1:04.77	1:13.46	9
Carl Smearman	PL 1:03.34	1:07.06	8
John Kellner	V 1:03.61	1:01.26	7
Ben Thompson	VH 1:06.92	1:15.20	10
Matt Quandt	HRA 1:15.66	1:15.53	11
HEAT 2		Time	PL
Harold Vasquez	HRA 55.31	56.64	5
Tristan Lau	B 52.47	54.64	3
Aaron Wickard	B 44.28	44.40	1
David Roden	LBR 48.02	46.38	2
Jacob Woodward	LBR 54.77	56.33	4
Martin Ryan	PL 56.23	57.20	6

## EVENT 15 11-12 BOYS - BACK - 50 M 38.25

HEAT 1		Time	PL
William Rader	V 57.80	56.52	11
Erik Vasquez	HRA 50.18	53.46	8
Michael Wilkoff Michael Pennie	VH 48.66	54.74	10
Jimmy Fonda	PL 50.08	49.23	7
Andy Shin	B 54.34	53.67	9
Christian Burruss	B 1:00.33	1:05.14	12
HEAT 2		Time	PL
Max Barrett	PL 43.80	45.23	5
Chris Marple	LBR 42.75	43.18	3
Jesse Kane	HRA 37.47	37.07	1
Thomas Kemper	VH 37.94	38.50	2
Timothy Shields	V 43.14	43.68	4
Connor Wade	LBR 46.20	47.13	6

## EVENT 17 13-14 BOYS - BACK - 50 M 33.29

HEAT 1		Time	PL
Alex Noel	VH 49.46	N/S	-
Bill Burgett	LBR 46.30	50.09	10
Ben Marple	LBR 40.37	42.44	7
William Daugherty	V 44.80	48.55	8
Jamie Fountain	PL 48.27	49.49	9
Chris Hall	PL 52.40	53.07	10
HEAT 2		Time	PL
Jackson Pennie	VH 37.81	42.05	6
Sam Surette	HRA 36.81	37.93	4
Kevin Pelstring	B 34.56	35.07	1
Michael Bradshaw	V 35.99	36.56	2
Colin Dunn	B 37.60	36.77	3
Jake Jedlicka	LBR 39.76	41.07	5

## EVENT 19 15-18 BOYS - BACK - 50 M 30.36

HEAT 1		Time	PL
Brian Berglund	V 38.29	37.98	10
Ryan Logue	VH 35.86	36.56	8
Billy Coffey	V 35.25	N/S	-
Paul Gearing	LBR 35.53	35.64	7
John Paul Miller	HRA 36.00	37.67	9
Frank Parker	B 38.67	41.63	11
HEAT 2		Time	PL
Jack Dunn	B 34.14	35.01	6
Michael Quigley	LBR 32.17	32.52	3
Sebastien Vangelder	HRA 28.72	29.09	1
Grant Pettrie	PL 31.22	30.62	2
Jacob Rogers	VH 32.77	33.17	4
Alex Miller	B 34.72	34.99	5

## EVENT 14 9-10 GIRLS - BACK - 50 M 42.73

HEAT 1		Time	PL
Kathryn Jedlicka	LBR 1:02.92	1:03.49	11
Sasha Thomasson	V 57.15	57.03	8
Nina Cotto	VH 56.25	59.77	10
Anna Jurkowski	VH 57.09	58.97	9
Anne Ryan	PL 57.43	57.55	6
Lauren Rader	V 1:11.06	1:08.27	12
HEAT 2		Time	PL
Amanda Milburn	HRA 49.25	49.09	5
Hayley Snell	PL 47.47	48.27	4
Justina Whearty	B 47.21	45.22	1
Julia Pursell	B 47.24	46.75	2
Molly Kane	HRA 47.81	48.16	3
Madison Browning	LBR 55.57	54.63	7

## EVENT 16 11-12 GIRLS - BACK - 50 M 36.79

HEAT 1		Time	PL
Allison Plummer	B 52.92	50.14	7
Kamilia Moalem	VH 50.16	52.02	9
Kara Sims	PL 48.58	51.94	8
Emily Quinn	V 48.83	49.56	6
Nelia Maurizi	B 50.41	48.31	4
Olivia America Brittany Harker	VH 1:01.75	59.37	12
HEAT 2		Time	PL
Francesca Dombroski	HRA 46.65	48.75	5
Addison Kane	HRA 42.42	42.78	3
Clara Dombroski	HRA 35.81	37.99	1
Olivia Browning	LBR 41.97	42.52	2
Carla Noboa	PL 45.31	52.34	10
Christina d'Alerio	LBR 47.19	56.26	11

## EVENT 18 13-14 GIRLS - BACK - 50 M 36.26

HEAT 1		Time	PL
Cara Yaworske	VH 50.19	53.17	11
Julia Bianchetta	B 48.51	50.26	10
Katie Plummer	B 44.20	43.56	5
Katie Kinzel	V 44.73	46.67	8
Savannah McEntire	LBR 49.67	47.31	9
Andrea Walker	HRA 50.35	49.78	12
HEAT 2		Time	PL
Christine Dean	PL 43.59	43.09	4
Arianna Kelly	PL 41.74	43.69	6
Chelsea Kaye	HRA 38.36	37.96	1
Kaye Lee Thomas	VH 41.13	39.11	2
Colleen Whitehouse	V 42.25	42.78	3
Julia Slattery	LBR 43.87	46.50	7

## EVENT 20 15-18 GIRLS - BACK - 50 M 33.65

HEAT 1		Time	PL
Alex Woodward	LBR 44.27	N/S	-
Heather May	PL 42.90	43.86	10
Emily Conron	VH 42.30	41.62	5
Lisa Lockerby	LBR 42.46	43.30	9
Megan Howard	HRA 44.21	42.91	8
Kelly Geren	VH 46.25	46.72	11
HEAT 2		Time	PL
Sarah Kane	HRA 41.86	42.71	7
Marissa Watt	VH 38.92	40.84	4
MaryEllen Spooner	V 38.38	38.02	2
Kaitlin Sommer	HRA 38.63	37.93	1
Irene Howe	HRA 39.59	40.16	3
Ashley Pettrie	PL 42.25	42.63	6