

Hy Tek Tip 04 – Fix for B-Meet Results Saved for Wrong Team

1. **Problem Statement.** Several Teams have reported a problem in which B-meet results, which appear to be entered correctly in Team Manager, are not showing up in ribbon labels for those events. This problem sometimes affects all swimmers in an event, and others just a subset. There appears to be no repeatable pattern.

2. **Likely Problem.** After analyzing Team Manager from five different teams, a recurring theme is emerging, and that is the “missing” results for these swimmers have been associated with another team in the team manager database, likely through a simple data entry error prior entering the time from a card in a set of cards.

a. The problem area is the “Results for Team” box highlighted below. This is normally set to the home team (in the case in this example Commonwealth (CSC)), as a favorite.

The screenshot shows the TEAM MANAGER software interface. The title bar reads "TEAM MANAGER - Database:C:\hy-sport\Troubleshooting\2010-06-30 B results Wrong Team CSC Test\CSC-2010-TM-DB-B-...". The menu bar includes "Find", "Splits", "Time Calc", "View", "Print", and "Help". The "Results for Team" dropdown menu is highlighted with a red box and set to "CSC". The "Session" and "Division" fields are empty. The main window displays a table of swimmers for the event "1: 07-08 Male 25 Free". The table has columns for Last Name, First Name, MI, Team, ID, Final Time / Pts, Fin DQ, Final Place, Final Pts, Prelim Time / Pts, Pre DQ, Prelim Place, and Prelim Pts. The swimmers listed are Adams, Eisenhower, Ford, Hamilton, Monroe, Reagan, and Roosevelt, all from the CSC team.

Last Name	First Name	MI	Team	ID	Final Time / Pts	Fin DQ	Final Place	Final Pts	Prelim Time / Pts	Pre DQ	Prelim Place	Prelim Pts
Adams	John		CSC			<input type="checkbox"/>				<input type="checkbox"/>		
Eisenhower	Dwight		CSC			<input type="checkbox"/>				<input type="checkbox"/>		
Ford	Jerry		CSC			<input type="checkbox"/>				<input type="checkbox"/>		
Hamilton	Alexander		CSC			<input type="checkbox"/>				<input type="checkbox"/>		
Monroe	James		CSC			<input type="checkbox"/>				<input type="checkbox"/>		
Reagan	Ronald		CSC			<input type="checkbox"/>				<input type="checkbox"/>		
Roosevelt	Theodore		CSC			<input type="checkbox"/>				<input type="checkbox"/>		

They Hy Tek TM manual says (my emphasis added in red)

Results by Event

This method of entering meet results lists each event that has been set up for the meet with the corresponding eligible athletes or relays for each event selected.

First enter the **Team for which these results apply**. If they generally apply to the same team for each meet, we would recommend you set up **Favorite Filters** so that the team you choose will be automatically displayed each time you want to enter results. Click Here for information on how to do this. **The meet results will be associated with this Team even though the swimmers may not currently be on that Team.** If you leave this field "blank", TM will use the Team that the Athlete is current assigned for the results Team.

Hy Tek Tip 04 – Fix for B-Meet Results Saved for Wrong Team

Personally, I would have a Klaxon Horn go off when someone touched this, but it is probably useful when someone is editing results for events from a huge meet involving hundreds of kids from dozens of swim clubs.

What is probably happening is a data entry person is unknowingly selecting a different team as they enter the results by event browser.

The next two sections will present a plausible scenario for “how it happens” and finally, solutions for fixing current problems and preventing future occurrences.

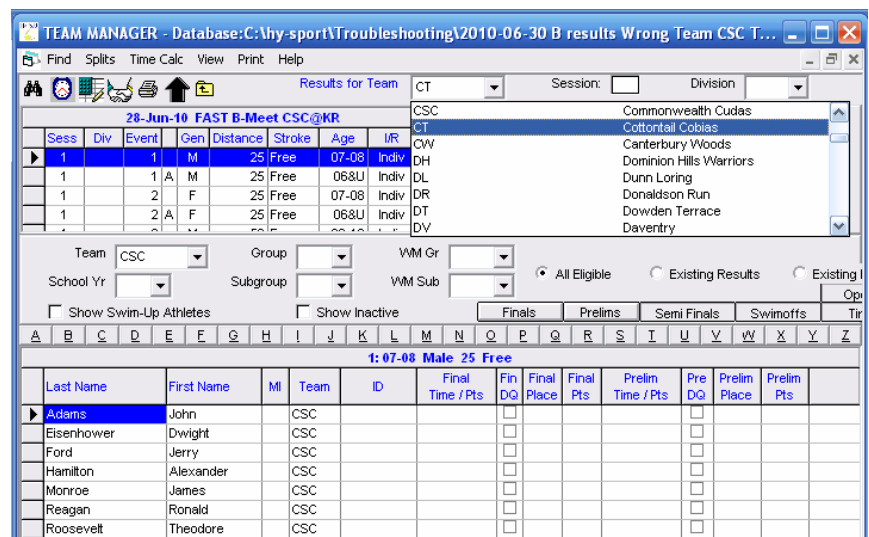
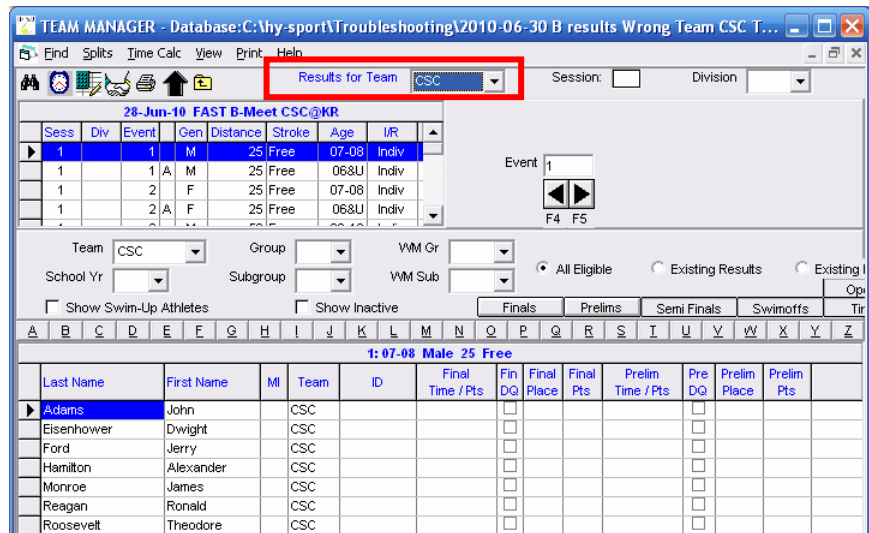
3. **How It Happens Scenario.** Commonwealth is swimming Kings Ridge at a B-meet, and I am doing data entry. I am a pretty savvy computer person, and was brought in to enter Event 1 results so another volunteer could watch her child swim. You can do these own steps on your TM at home, to see that the same thing could happen to you.

a. From TM, select **Results | Results by Event** for a B-meet.

b. When you get to the browser, don't click on anything, but note that the **input focus** on this window is in the "Results for Team" Drop down menu choice highlighted in blue. Also note that the first name on the list of swimmers eligible for that event is also highlighted.

c. I want to "scroll down" the list of swimmers until I get to the name that matches the card (Alexander Hamilton) in my hand, so I **PRESS THE DOWN ARROW** on the keyboard, thinking this will scroll down the list (like it would in an excel spreadsheet).

d. As the input focus is still on the "Results for Team" drop down list, the first “down arrow” brings up the choices in the drop down list (my eyes are focused on the list of names below, expecting the highlighted name to move, so I don't notice.) If there are only



Hy Tek Tip 04 – Fix for B-Meet Results Saved for Wrong Team

one or two teams in your database, it is much less noticeable. When the down arrow doesn't work, I click on Alexander Hamilton's name, and I have unknowingly made the **Results for Team** selection = **CT**.

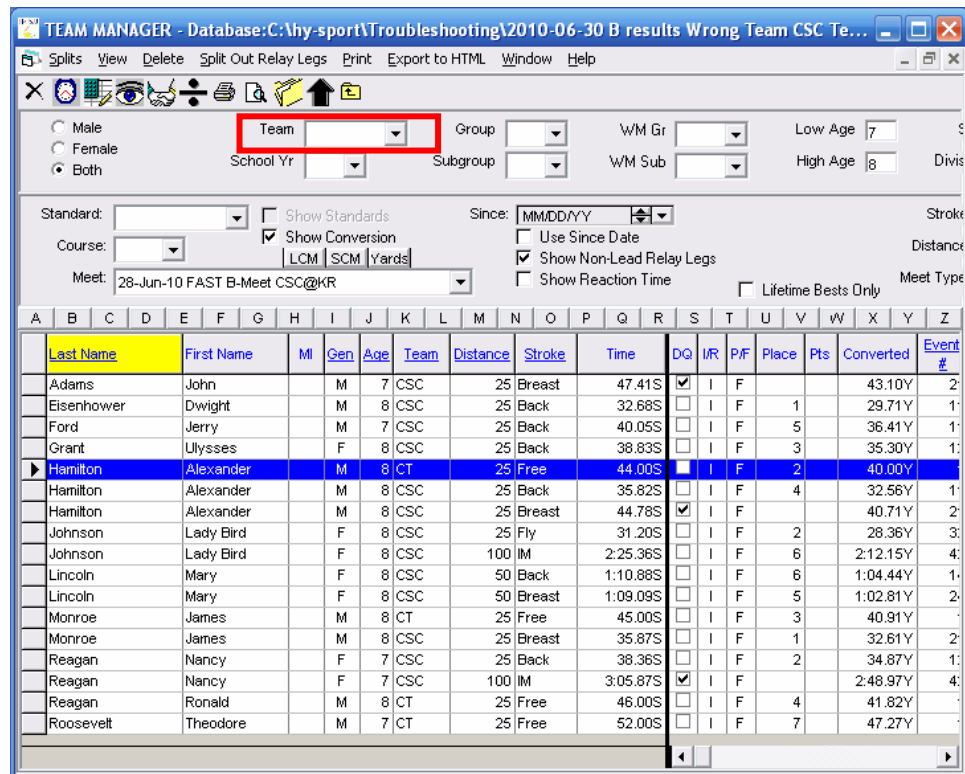
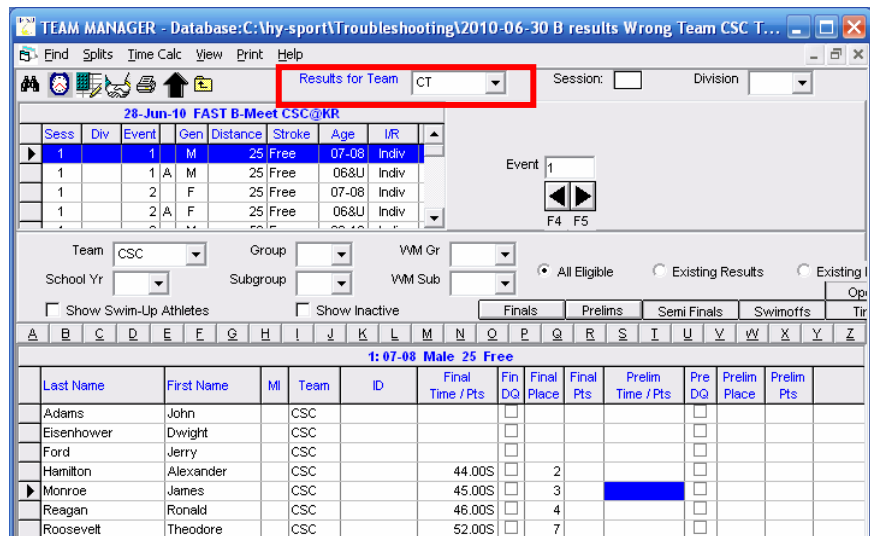
e. From that point on, until I exit this entry screen (and "Results for Team" resets automatically to CSC) all results entered will be associated with the **WRONG TEAM (CT)**.

f. When I go to run my ribbon labels for this event I will get the dreaded "No Results recorded" message below, which is highly annoying, because I can plainly see the times and places have been entered!

g. The workaround on the label option is to set the Team filter to blank, and the labels will print out (but the Team will be the wrong team, as inadvertently set earlier)

g. Lets take another look at these results. From the Meets Browser, select **Results | Results Browser**. Set the Team Filter to blank (normally it will default to your team). Lookee there! **Hamilton, Monroe, Reagan, and Roosevelt** results are all associated with Cottontail (CT), not Commonwealth (CSC). Hey Cottontail Team Reps, if our kids set an NVSL record, can we go halvsies on the trophies?

h. I don't understand the utility of this feature, especially when you get no



Hy Tek Tip 04 – Fix for B-Meet Results Saved for Wrong Team

indication on the other two entry browsers that their result is associated with another team. It appears these results will show up properly on team ladders.

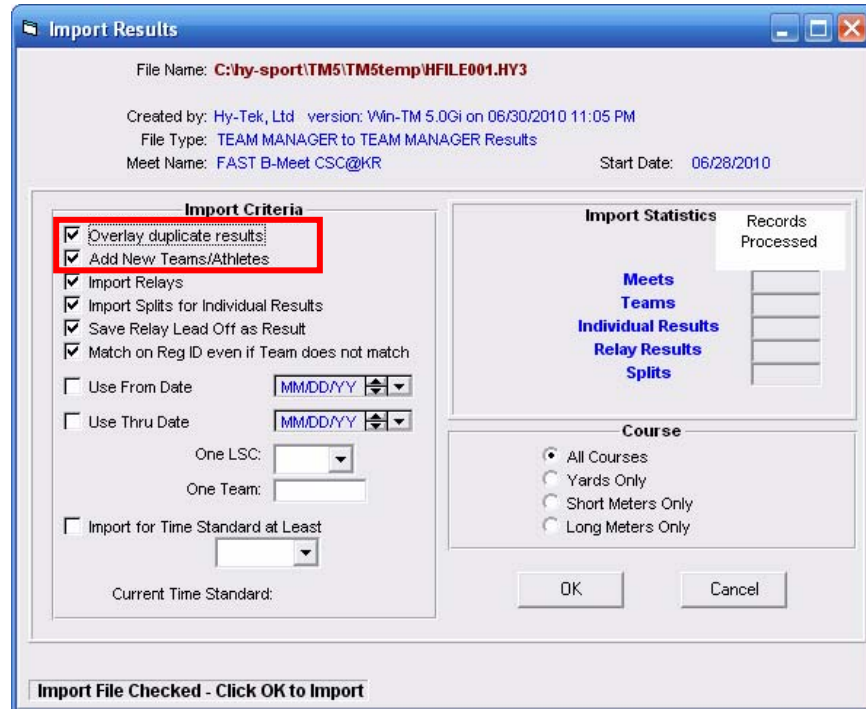
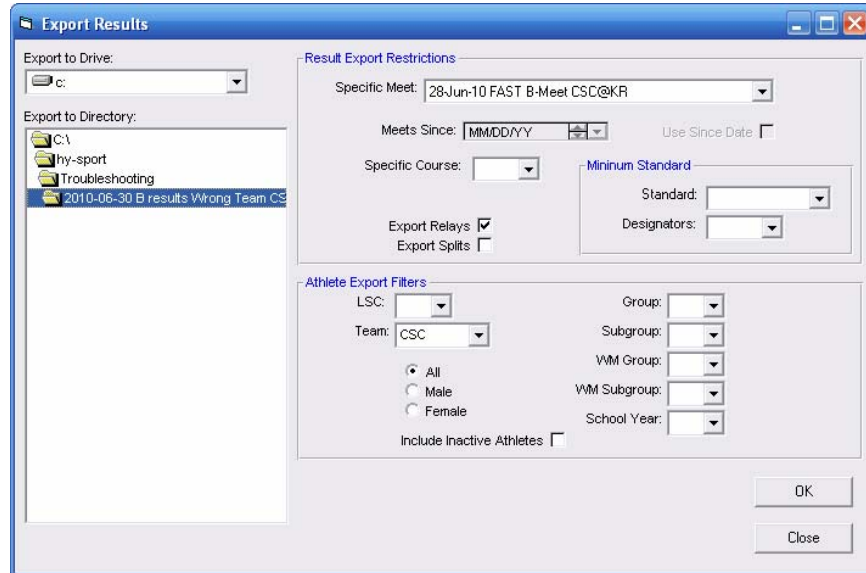
i. Okay Dan, I don't want a Ph.D. in Hy-Tek! How do we fix it?

4. **The Fix Is In!** To fix your swimmers who have temporarily joined another team you export your results, and re-import them. This wipes out their association with the erroneous team, and brings them back to yours. Here is how:

a. From the TM main Menu, select **File | Export | Meet Results**. Make sure you have the correct meet selected and put the results in that B-meet folder (in my case, It is in my troubleshooting folder). You can leave the team filter set to your team. Click **OK, OK** on the notification window, then **CLOSE**.

b. Now you are going to re-import the results. **File | Import | Meet Results**. Navigate to the folder above, select the file XXX-Results01.ZIP (or higher number, depending on how many times you have done this), select **OK, OPEN**, etc until you get the window at right.

Make sure the top two boxes under Import criteria are checked, the click **OK**. The results will come in, and tell you how many were imported. Click on **CLOSE**.



c. I always check my work. Returning to the Meets browser, and selecting **Results | Results Browser**. I have the filter set to the 7-8 age group in Free, for brevity. I entered no results for girls yet. You can see our four wayward swimmers have returned to CSC.

Hy Tek Tip 04 – Fix for B-Meet Results Saved for Wrong Team

TEAM MANAGER - Database:C:\hy-sport\Troubleshooting\2010-06-30 B results Wrong Team CSC Test\CSC-2010-T...

Male Female Both

Team: [Dropdown] Group: [Dropdown] WM Gr: [Dropdown] Low Age: 7 Session: [Dropdown]

School Yr: [Dropdown] Subgroup: [Dropdown] WM Sub: [Dropdown] High Age: 8 Division: [Dropdown]

Standard: [Dropdown] Show Standards Show Conversion Since: MMDD/YY [Dropdown] Stroke: Free [Dropdown]

Course: [Dropdown] LCM [Dropdown] SCM [Dropdown] Yards [Dropdown] Use Since Date Distance: [Dropdown]

Meet: 28-Jun-10 FAST B-Meet CSC@KR Show Non-Lead Relay Legs Show Reaction Time Lifetime Bests Only Meet Type: [Dropdown]

Last Name	First Name	MI	Gen	Age	Team	Distance	Stroke	Time	DQ	I/R	P/F	Place	Pts	Event #	Sess	Div	Event Gen	Ever Agt
Hamilton	Alexander		M		CSC	25	Free	44.00S	<input type="checkbox"/>	I	F	2		1	1		M	07-
Monroe	James		M		CSC	25	Free	45.00S	<input type="checkbox"/>	I	F	3		1	1		M	07-
Reagan	Ronald		M		CSC	25	Free	46.00S	<input type="checkbox"/>	I	F	4		1	1		M	07-
Roosevelt	Theodore		M		CSC	25	Free	52.00S	<input type="checkbox"/>	I	F	7		1	1		M	07-

5. **Future Prevention.** Share this information with your B-meet data entry people. There is little danger of this problem at A-meets. Tell them to navigate the TM Results date entry screens with **mouse clicks or function keys only**, and to double check that the “**Results for Team**” entry at the top for the screen, is set to your team.

If had my way, the picture at the right would pop up if you touched the **Results for Team** entry window.

6. **Acknowledgements.** This sleuthing was a team effort with Joe Mattis, our fearless automation leader, Kerry Walzl, Division 5 data coordinator, and troubleshooting work with Ken Rholl at Mount Vernon Park and Judy Hansen at Fairfax Station. My thanks to them and a number of other teams who shared TM backups with me. If you know of similar problems that don't map to what I've described here, please let me know.

Dan Joyce
B-Meet Czar, NVSL Data Automation Committee
Division 10 and Commonwealth (CSC) Data Coordinator
 Home: (703) 978-6907
 Cell: (571) 294-6920
dojoyce@earthlink.net
dojge@verizon.net

